

Shutters FR

Hunter Douglas Hospitality Shutters FR features three louver sizes and two tilt options that combine a fashionable, clean look with superior durability.

DURABLE





Virtually indestructible, Shutters FR will not warp, crack, peel or fade and will never need painting or sanding. The color is impregnated into the raw material for a consistent even finish for all profiles. The non-porous material resists mold and mildew which makes them perfect for any high-moisture areas and allows for easy cleaning with soap and water.

EFFICIENT

The hollow design provides the best insulation barrier, and the lightweight construction outperforms heavier products.

SAFE

Shutters FR meets and exceeds NFPA 701 flammability testing for hospitality applications. It has also been tested and verified for both GREENGUARD® Indoor Air Quality and GREENGUARD® Gold. It's child safe design proposes no choking hazard from cords.

| STYLE OPTIONS | OPERATION | OPENING TYPE | WIDTH | LENGTH | |
|------------------------------|---|--------------------------|-----------------|-----------------|---|
| Standard Hinge System | Opens and/or folds left or right | Windows | 6"-144" | 16"-120" |  |
| Bi-Fold Track System | Slides and folds open | Windows and Doors | 24"-192" | 20"-120" |  |
| By-Pass Track System | Panels slide left and right | Windows and Doors | 24"-192" | 20"-120" |  |
| French Door | Double doors that swing open from the center | Doors | 7"-36" | 16"-120" |  |

COLOR OPTIONS



Cotton




Pearl



Vanilla

LOUVERS



Hinges are available in Cotton, Pearl, Brass and Stainless Steel to match your preferred shutter color.

Shutters FR

SPECIFICATIONS

Louver Composition: **Polyresin 3®**
 Other Components Composition: **Nylon or ABS**
 Louver Sizes: **2.5", 3.5", and 4.5"**
 Rotation System: **Traditional Tilt-Bar or Clearview® System**

Fire classification: **NFPA 701**
 Microbial Resistance: **ASTM D-6329-98**
 UV Stability Test (#Rd11151-95): **500, 1000 and 1500 hours:**
All samples performed well within the minimal degradation.

ROTATION SYSTEMS

Traditional Tilt-Bar System

Provides a tight and uniform closure of all louvers at once by using a bar located on the front center of each panel.

Clearview System

Performs the same function as a Tilt-Bar System but the bar is hidden on the back hinge side of the panel.

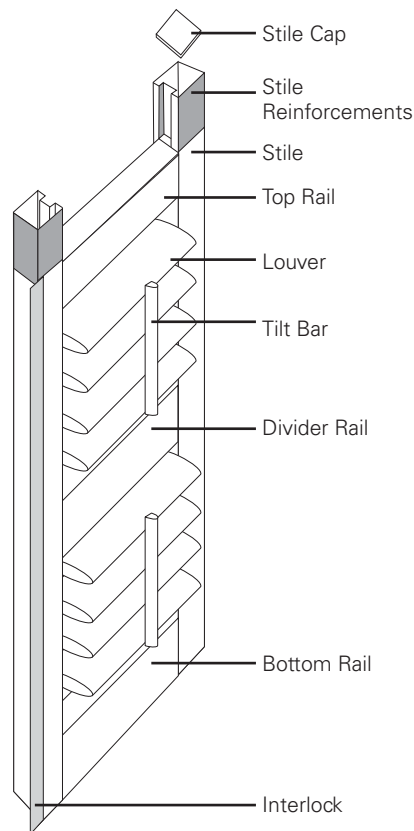
Tilt-Bar Detail



Clearview Detail



PANEL COMPONENTS



FRAME OPTIONS



| | | | | |
|--|---|--|--|--|
| Z frame Inside Mount Only 1 1/8" wide face 2 1/16" depth | Trim Inside Mount Only 2" wide face 2 1/16" depth | Deluxe Trim Inside Mount Only 2 11/16" wide face 2 1/16" depth | L frame Inside or Outside Mount 3/4" wide face 2 1/16" depth | Casing Outside Mount Only 2" wide face 2 5/16" depth |
|--|---|--|--|--|

All options can be configured with 2, 3, or 4 sides

ADDITIONAL OPTIONS

- Panel Lock
- Magnet and Catch Plate



Hunter Douglas Hospitality
 Las Vegas • Chicago
 800.229.5300
 HDhospitality.com



09SHUTTERSHT